

PRESTIGE FACET

\$6,650

(U.P. \$7,629)

Including Installation



5.1.2 Dolby Atmos®



Architect In 4BWT (In-Ceiling)



Prestige Facet 14C (Center)



Prestige Facet 6B Book Shelf (Rear)



Prestige Facet 14F (Left and Right)




Prestige Facet SUB 10

Bring your movies to life with the Elipson 5.1.2 Dolby Atmos package. Our state-of-the-art system includes larger Prestige Facet floor-standing speakers for the front and in-ceiling Atmos speakers for an immersive surround sound experience. Get ready for fuller sound performance, courtesy of the larger size of the floor-standing speakers. You'll also benefit from the added height-channels, thanks to the in-ceiling speakers.



ALSO INCLUDES:

AVR-X2800H



FREE AudioQuest HDMI Pearl 3m

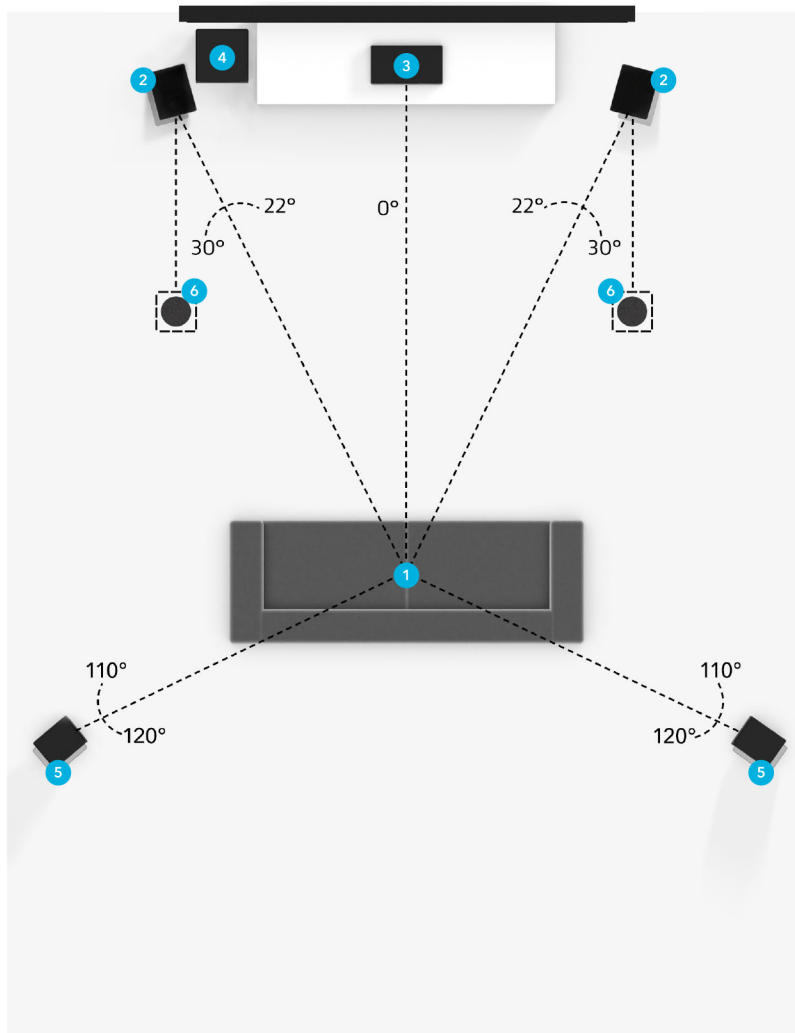


1 Coleman Street • #02-11 • The Adelphi • S179803 • Tel: 6337 0636, 9630 4675

Home Theater Speaker Guide



Optimize your sound system that includes Dolby Atmos® technology with this step-by-step guide to the best speaker setup.



SPEAKER PLACEMENT FOR 5.1.2 SETUP

5.1.2 Overhead Speakers

1. Seating position
2. Left & right speakers
3. Center speaker
4. Subwoofer
5. Left & right surround speakers
6. Left & right top middle overhead speakers

Dolby Atmos speaker setups: What do these numbers mean?

When shopping for Dolby Atmos home theater components, you'll see a new way of describing speaker configurations.

5.1.2

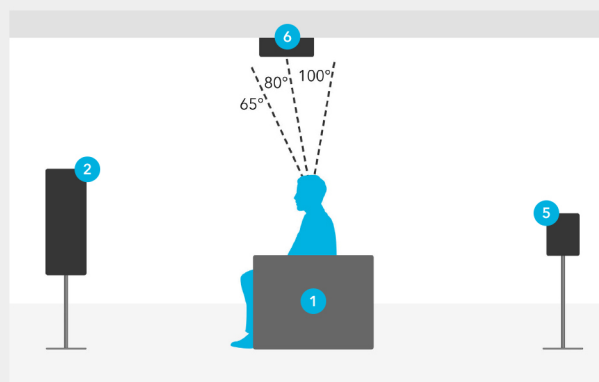
This refers to the number of traditional surround speakers (front, center, surround, etc.)

This number refers to how many powered subwoofers you can connect to your receiver.

This refers to how many overhead or Dolby Atmos enabled speakers you can use in your Dolby Atmos capable setup.



PERSPECTIVE DETAIL FOR 5.1.2 SETUP



OVERHEAD SPEAKER PLACEMENT DETAIL FOR 5.1.2 SETUP